





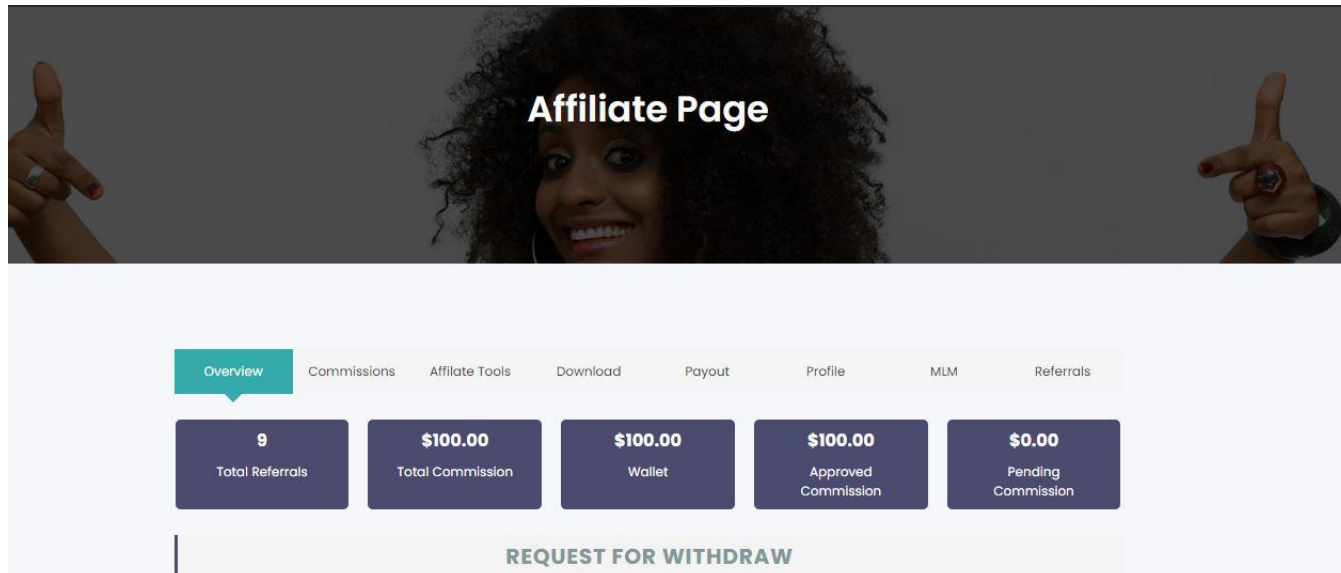


The Few Registration Steps On The Affiliate Portal

- Create an account by Signing up with your details or via Facebook
- Login (with Facebook) or Verify your account via email and login to click on **Become An Affiliate**
- Pay The Required One-Off Fee for Affiliate Registration and gain full access to your dashboard
- Start Referring Students and Watch your Commissions Grow greatly

As an **AFFILIATE**

- You Have Access to A Dashboard which displays your **Total Referrals**, **Your Total Commission**, Your **Pending and Approved Commission**, an **Affiliate Tool** to generate your personal affiliate link you can use to invite someone.
- Your dashboard also provides you with a graphical interface to see all the affiliates that registered under you, you can directly refer your student referrals to TGM directly from the portal and **your commission** will be pending once student is confirmed.
- To help with your keeping track of all the students you have referred to us, we also provided you with an option to view all your referrals from your dashboard.

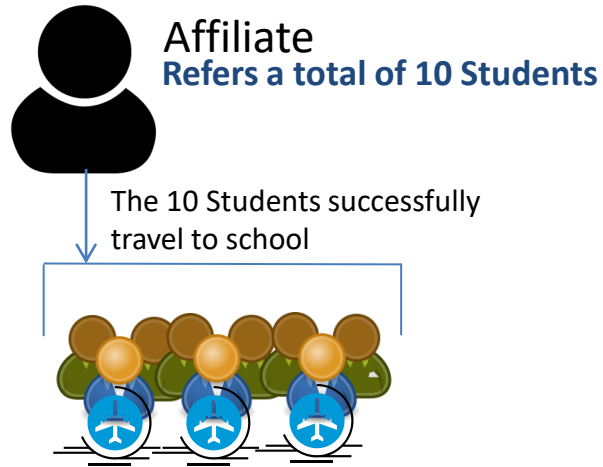


- As an affiliate, you earn \$200 (N76,000.00) per student who successfully travels out of the country to further their studies.
- While you earn that figure per student, you have three different affiliate levels you can earn extra bonuses if reached.



Affiliate Level	Definition	Extra Bonus (\$)
Become An Affiliate	This is when a user has completed the user registration and paid their One-off registration fees.	0
TGM Enforcer	An Affiliate reaches the TGM Enforcer level when he / she has referred a total of 10 Students who have successfully travelled abroad through TGM Education	300
TGM Expert	An Affiliate gets to the Expert level after he / she has referred a total of 25 Students who have successfully travelled abroad through TGM Education	700
The BIG 30	An affiliate becomes the Big 30 if he / she refers 30 other affiliates to the platform and in turn, each of the affiliates refers one student each who successfully travels abroad through TGM Education	1000

TGM Enforcer

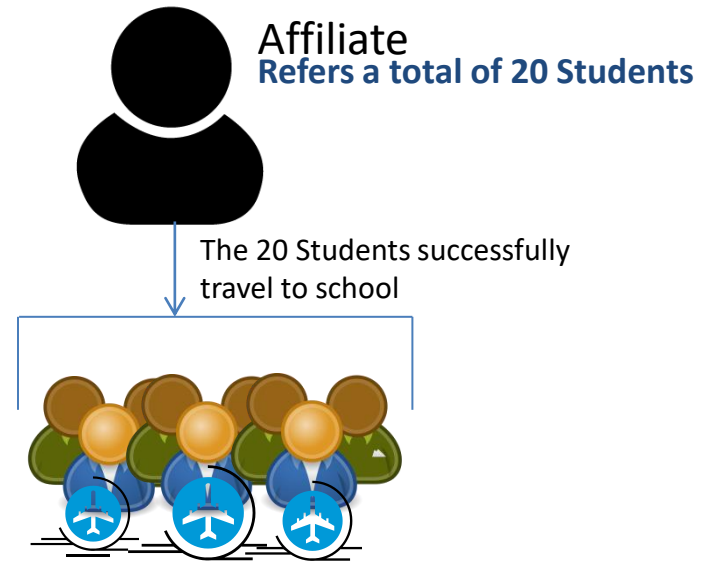


Earnings

\$200 per Student and \$300 bonus

Total: \$2000 + \$300 = \$2300

TGM Expert



Earnings


\$200 per Student and \$300 bonus

Total: \$4000 + \$700 = \$4700

The BIG 30

Earnings

\$1000 bonus for the Big 30



Affiliate

Refers a total of 30 other affiliates with his link



Each of the 30 Affiliates successfully send at least one student to school

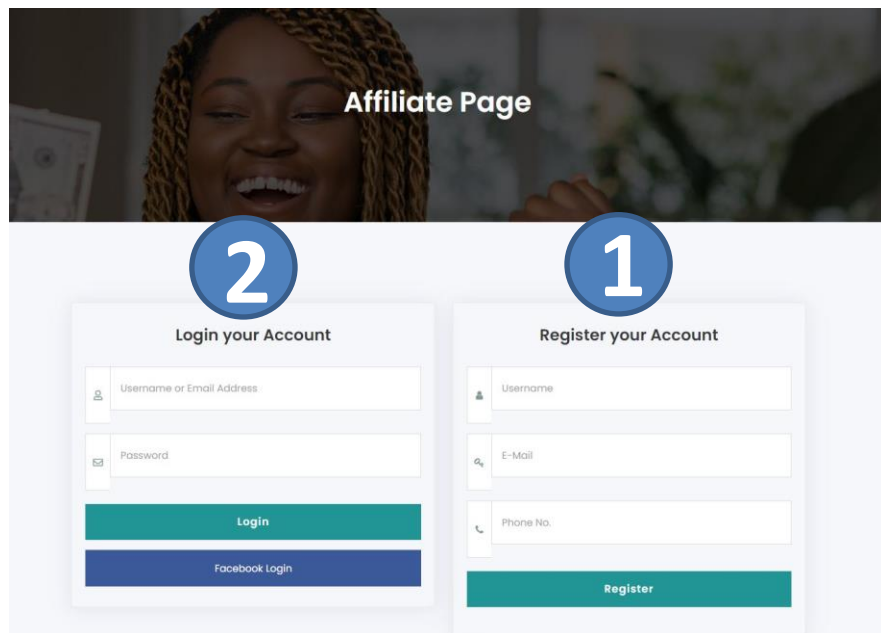


At least one student from each of the 30 affiliates goes to school

How Do I Refer Students To TGM Education?

- As an **Affiliate**, referring a student to our Student Placement Agency – TGM Education is just as simple as a click of a button.

SEE THE STEPS BELOW:

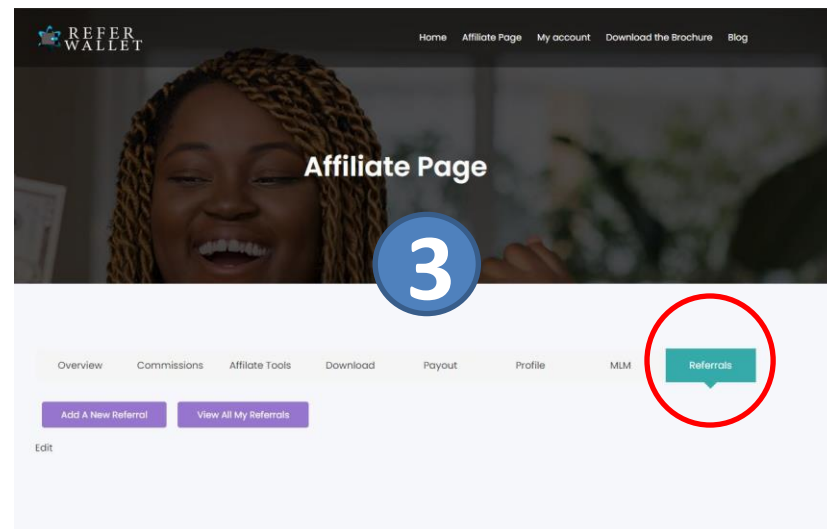


STEP ONE:

- Create an Account as an Affiliate on Refer Wallet

STEP TWO:

- Login to the Refer Wallet Portal



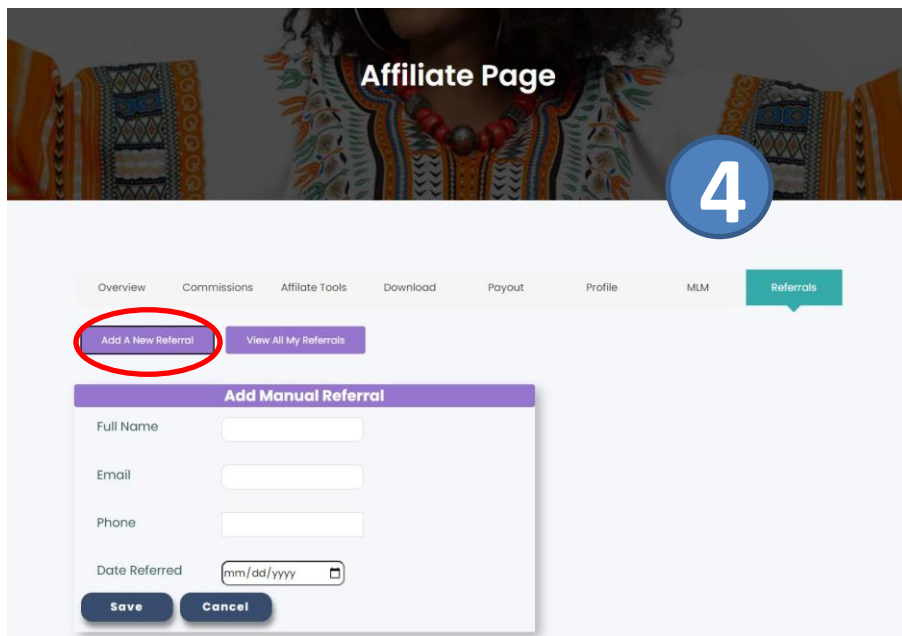
STEP THREE :

- On Your Dashboard, Click on the **Referrals** tab

How Do I Refer Students To TGM Education?

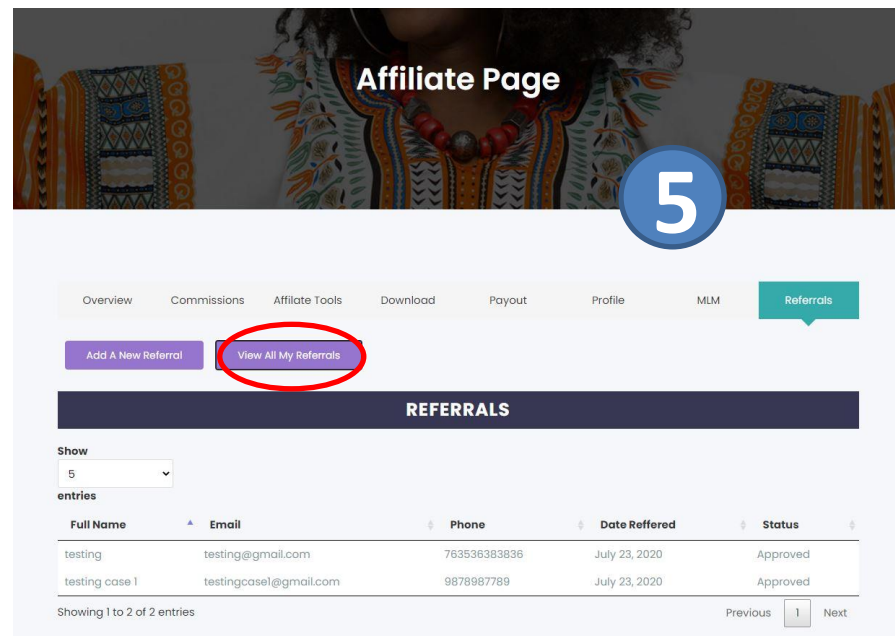
- As an **Affiliate**, referring a student to our Student Placement Agency – TGM Education is just as simple as a click of a button.

SEE THE STEPS BELOW:



STEP FOUR:

- Click on the Add A New Referral button and Fill the pop-up form with details of the student you want to refer to TGM Education



STEP FIVE :

- You can also view all your referrals referred to the system by just clicking on the button **View All My Referrals** as shown above

- **AFFILIATE:** This is when you have signed up to our platform and you have access to all the dashboard affiliate tools. As an Affiliate, you can refer students to our Student Agency - TGM Education and when the student finally goes to school abroad, you are paid \$200. In addition, they are various levels you can reach as an affiliate that earn you as much as \$1000 for a bonus
- **REFERRAL:** This is someone who has been referred to our Student Agency ([TGM Education](#)) by an affiliate. The student will be contacted by TGM Education and assist him/her with processing their admission to their desired school while helping them ensure they get their Visa (High Success Rate)
- **DASHBOARD:** This is where an affiliate gets to when he/she has logged into the portal (<https://referwallet.com>), after creating and successfully signing up for an account.
- **AFFILIATE TOOL - GENERATE LINKS:** This is when an affiliate generates his own referral link that he/she can share and use to invite other people interested in joining the platform as an Affiliate.
- **TOTAL COMMISSION:** This is the Total Money that has been paid successfully to the Affiliate as a result of his student / affiliate referrals to TGM Education

- **WALLET:** This is the total amount of money that has been approved and is available for you to get paid. It will always be in your wallet but once paid, your wallet will go back to Just the Approved Commissions or \$0 since all your money has been paid
- **PENDING COMMISSION:** This is the money that has been pledged to your account which is not payable to you until the student successfully makes a deposit for his/her tuition. You can however see how much will accrue to you when all your student referrals make a deposit on the system.
- **APPROVED COMMISSION:** This is the money that has been approved to be paid to you due to the fact that your student referred has made a deposit to the school he applied to via TGM Education.
- **AFFILIATE TOOL - GENERATE LINKS:** This is when an affiliate generates his own referral link that he/she can share and use to invite other people interested in joining the platform as an Affiliate.
- **TOTAL COMMISSION:** This is the Total Money that has been paid successfully to the Affiliate as a result of his student / affiliate referrals to TGM Education

For More Information on Refer Wallet and TGM Education
Please mail us on digitalbusiness@tgmeducation.com
Or chat with our online customer care support at www.tgmeducation.com